

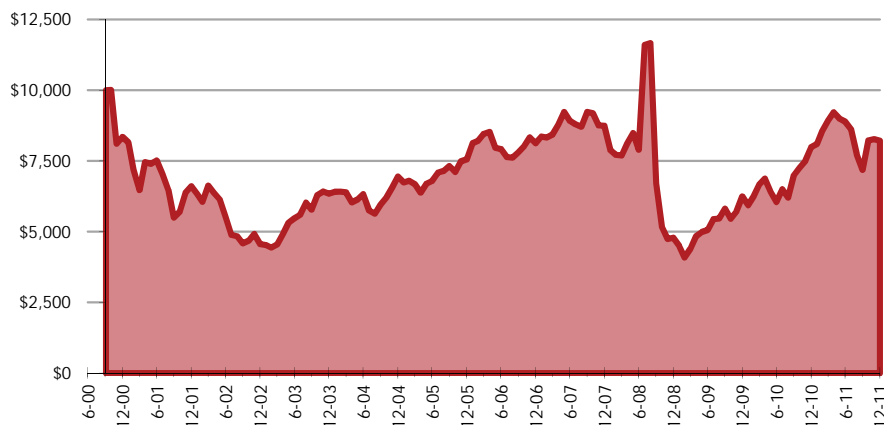
	Symbol	Cusip
Class A	TAAGX	887432813
Class C	TCAGX	887432698

1055 Maitland Center Commons  
Maitland, Florida 32751  
www.timothyplan.com  
Fund Adviser: (800) 846-7526  
Shareholder Services: (800) 662-0201



## Growth of \$10,000 Investment <sup>1,2,3</sup>

Class A Shares Value:  
**\$8,219**



## Total Return <sup>1,2</sup>

	A Shares		C Shares		Russell Mid Cap Gr Index <sup>7</sup>
	Pre-Tax	Pre-Tax Load Adj.	Pre-Tax	Pre-Tax CDSC Adj.	
Year-to-date <sup>4</sup>	2.91%	-2.75%	2.11%	1.11%	-1.65%
1 Year <sup>4</sup>	2.91%	-2.75%	2.11%	1.11%	-1.65%
3 Years <sup>5</sup>	19.74%	17.47%	18.79%	18.79%	22.06%
5 Years <sup>5</sup>	0.23%	-0.90%	-0.48%	-0.48%	2.44%
10 Years <sup>5</sup>	2.20%	2.20%	N/A	N/A	5.29%
Since Inception <sup>5,6</sup>	N/A	N/A	2.48%	2.48%	0.81%

A: 10/05/00 C: 02/02/04

## Data as of December 31, 2011.

The performance data quoted represents past performance. Past performance is no guarantee of future results and current performance may be higher or lower than the performance data quoted. The investment return and principal value of an investment will fluctuate so that an investor's shares, when redeemed, may be worth more or less than their original cost. The maximum sales load on Class A shares is 5.5%; the maximum CDSC on Class C shares is 1%. For more current returns, including returns for the most recent month, please call your financial advisor or the Fund at (800) 846-7526. Indices are unmanaged and one cannot invest directly in an index.

## Annual Operating Expenses <sup>(d)</sup>

	Class A	Class C
Management Fee <sup>(a)</sup>	0.85%	0.85%
Distribution/Service (12b-1 Fees)	0.25%	1.00%
Fees & Expenses of Acquired Funds <sup>(b)</sup>	0.01%	0.01%
Other Expenses <sup>(c)</sup>	0.78%	0.78%
Total Annual Operating Expenses	1.89%	2.64%
(Reimbursement) Recoupment	0.00%	0.00%
<b>TOTAL NET ANNUAL OPERATING EXPENSES</b>	<b>1.89%</b>	<b>2.64%</b>

(a) Management Fees include an annual fee which is paid to the Fund's Adviser, Timothy Partners, Ltd.

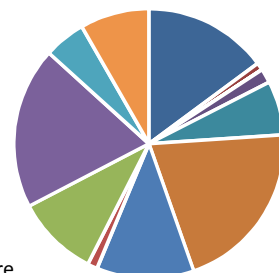
(b) Fees and expenses of Acquired Funds represent the pro rata expense indirectly incurred by the Fund as a result of investing in the Timothy Plan Money Market Fund or other investment companies that have their own expenses. The fees and expenses are not used to calculate the Fund's net asset values and do not correlate to the ratio of Expenses to Average Net Assets found in the Financial Highlights sections of the prospectus.

(c) Other Expenses include administration fees, transfer agency fees and all other ordinary operating expenses not listed above.

(d) As of September 30, 2009.

## Data As of December 31, 2011

### PORTFOLIO COMPOSITION <sup>8</sup>



#### INFORMATION

- 15% Software
- 1% Hardware
- 0% Media
- 2% Telecommunications

#### MANUFACTURING

- 7% Consumer Goods
- 21% Industrial Materials
- 12% Energy
- 1% Utilities

#### SERVICE

- 10% Health Care
- 19% Consumer Services
- 5% Business Services
- 8% Financial Services

### TOP TEN HOLDINGS <sup>8</sup>

Clean Harbors Inc	3.2%
Fiserve Inc	2.6%
Ross Stores	2.6%
Airgas Inc	2.5%
Kodiak Oil & Gas Corp	2.2%
Intercontinental Exchange	2.1%
United Rentals Inc	1.9%
Kenexa Corp	1.9%
Autozone Inc	1.8%
Henry (Jack) & Assoc	1.8%

## Calendar Year Total Return (Class A Shares) <sup>1,2</sup>

2002	2003	2004	2005	2006	2007	2008	2009	2010	2011
-31.01%	39.04%	9.62%	8.73%	7.50%	7.66%	-45.27%	30.46%	27.89%	2.91%

	Symbol	Cusip
Class A	TAAGX	887432813
Class C	TCAGX	887432698

1055 Maitland Center Commons  
Maitland, Florida 32751  
www.timothyplan.com  
Fund Adviser: (800) 846-7526  
Shareholder Services: (800) 662-0201



## Fund Sub-Adviser

Chartwell Investment Partners ("Chartwell") is owned by its employees. Chartwell utilizes a team of investment professionals who are responsible for the day-to-day recommendations regarding the investment of the portfolio.

## Objective

The Fund's objective is long-term growth of capital. The Fund seeks to achieve its objectives by investing primarily in common stocks and American Depository Receipts (ADRs) without regard to market capitalization and placing little or no emphasis on dividend income. Current income is not a significant investment consideration and any such income realized will be considered incidental to the Fund's investment objective.

## Strategy

Chartwell's growth equity investment philosophy is based on the belief that, over the long term, a company's earnings per share growth is the most significant determinant of long-term stock price appreciation. In light of this, Chartwell seeks out companies with catalysts for growth. In that pursuit, after considering the moral screens, the Fund invests in companies the manager believes will have revenue and earnings growth that exceed the economy as a whole. At any point in time, the Fund may have a significant portion of its portfolio invested in small-cap, large-cap, or mid-cap companies.



## Moral Screening

The Timothy Plan is committed to maintaining portfolios that only contain securities that are **not** actively contributing to the moral decline of our society. If you believe that one of our holdings is violating any of the following screens, please contact us:

- ABORTION
- PORNOGRAPHY
- ANTI-FAMILY ENTERTAINMENT
- ALTERNATIVE LIFESTYLES
- ALCOHOL, TOBACCO & GAMBLING



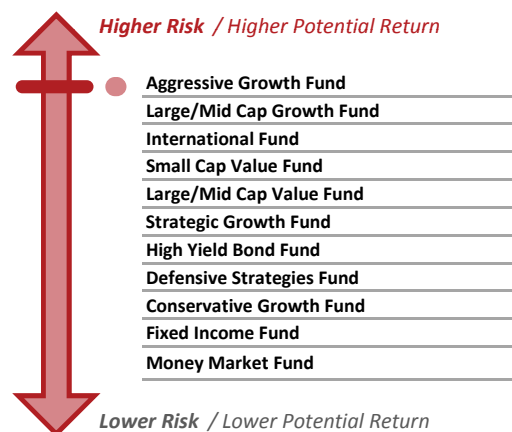
To the best of our knowledge, the Timothy Plan is the only Fund in existence that takes a **ZERO TOLERANCE** stand in moral screening!

## Fund Details <sup>1</sup>

Management:	<b>Chartwell Investment Partners</b>
Management Firm's Experience:	<b>Since 1996</b>
Management Firm's Assets:	<b>\$4.8 bil</b>
Firm's Inception with Timothy Plan:	<b>1/1/2008</b>
Investment Style:	<b>Multi-Cap Growth</b>
Fund's Total Net Assets:	<b>\$14.9 mil</b>
Class A Inception Date:	<b>10/5/2000</b>
Class C Inception Date:	<b>2/2/2004</b>

## Portfolio Characteristics <sup>1,7,8,9</sup>

	Class A	Russell Mid-Cap Gr Index
Price/Earnings Ratio:	<b>23.7 x</b>	<b>21.5 x</b>
Average Market Cap. (wtd):	<b>\$4.0 bil</b>	<b>\$7.8 bil</b>
Price-to-Book:	<b>3.8 x</b>	<b>4.2 x</b>
5-Year EPS Growth Rate:	<b>16.8%</b>	<b>14.2%</b>



Please see the Fund Prospectus for a complete explanation of the risks, including capitalization, stock market, excluded securities, foreign securities and value (growth) investing risks.

Carefully consider the investment objectives, risks, charges and expenses before investing. A prospectus is available from the Fund or your financial professional that contains this and other more complete, important information. Please read it carefully before investing or sending money. The Timothy Plan is distributed by Timothy Partners, Ltd., Member FINRA (finra.org).

1 Data as of December 31, 2011  
 2 Past performance is no guarantee of future results. Share price, yield and investment returns fluctuate such that an investor's shares may be worth more or less than their original cost upon redemption.  
 3 This chart is for illustrative purposes only and does not represent past or future performance, or portfolio composition. This hypothetical \$10,000 investment in the Fund's Class A shares since inception assumes the reinvestment of dividends and capital gains. Performance for the Fund's other share class(es) would be different.  
 4 Cumulative.  
 5 Annualized.  
 6 Inception date represents commencement of the Timothy Plan's Aggressive Growth Fund.  
 7 The Russell Mid Cap Growth Index is a widely recognized, unmanaged index of mid-capitalization growth companies in the United States. The Index assumes reinvestment of all dividends and distributions and does not reflect any asset-based charges for investment management or other expenses. It is not possible to invest directly in an index.  
 8 Portfolio holdings are subject to change at any time. References to specific securities should not be construed as recommendations by the Fund or Timothy Partners, Ltd.  
 9 Sources include Sub-Adviser's estimate.