

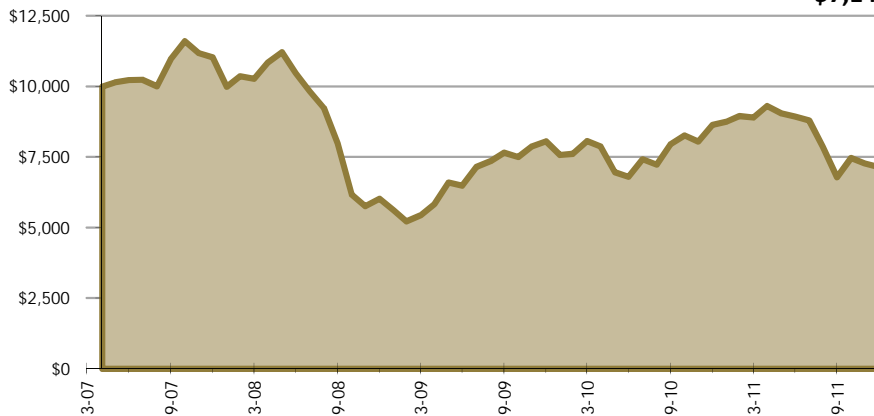
	Symbol	Cusip
Class A	TPIAX	887432631
Class C	TPICX	887432623

1055 Maitland Center Commons
Maitland, Florida 32751
www.timothyplan.com
Fund Adviser: (800) 846-7526
Shareholder Services: (800) 662-0201



Growth of \$10,000 Investment ^{1,2,3}

Class A Shares Value:
\$7,146



Total Return ^{1,2}

	A Shares		C Shares		MSCI EAFE Index ⁷
	Pre-Tax	Pre-Tax Load Adj.	Pre-Tax	Pre-Tax CDSC Adj.	
Year-to-date ^{4,6}	-17.34%	-21.85%	-17.91%	-18.71%	-12.14%
1 Year ⁴	-17.34%	-21.85%	-17.91%	-18.71%	-12.14%
3 Years ⁵	5.83%	3.88%	5.04%	5.04%	7.65%
5 Years ⁵	N/A	N/A	N/A	N/A	-4.72%
10 Years ⁵	N/A	N/A	N/A	N/A	4.67%
Since Inception ^{5,6}	-6.95%	-8.07%	-7.67%	-7.67%	-6.76%

A: 05/03/07 C: 05/03/07

Data as of December 31, 2011.

The performance data quoted represents past performance. Past performance is no guarantee of future results and current performance may be higher or lower than the performance data quoted. The investment return and principal value of an investment will fluctuate so that an investor's shares, when redeemed, may be worth more or less than their original cost. The maximum sales load on Class A shares is 5.5%; the maximum CDSC on Class C shares is 1%. For more current returns, including returns for the most recent month, please call your financial advisor or the Fund at (800) 846-7526. Indices are unmanaged and one cannot invest directly in an index.

Annual Operating Expenses ^(d)

	Class A	Class C
Management Fee ^(a)	1.00%	1.00%
Distribution/Service (12b-1 Fees)	0.25%	1.00%
Fees & Expenses of Acquired Funds ^(b)	0.01%	0.01%
Other Expenses ^(c)	0.49%	0.49%
Total Annual Operating Expenses	1.75%	2.50%
(Reimbursement) Recoupment	0.00%	0.00%
TOTAL NET ANNUAL OPERATING EXPENSES	1.75%	2.50%

(a) Management Fees include an annual fee which is paid to the Fund's Adviser, Timothy Partners, Ltd.

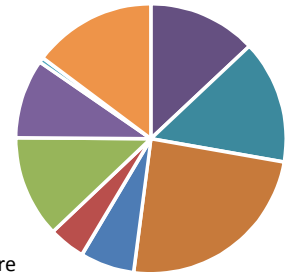
(b) Fees and expenses of Acquired Funds represent the pro rata expense indirectly incurred by the Fund as a result of investing in the Timothy Plan Money Market Fund or other investment companies that have their own expenses. The fees and expenses are not used to calculate the Fund's net asset values and do not correlate to the ratio of Expenses to Average Net Assets found in the Financial Highlights sections of the prospectus.

(c) Other Expenses include administration fees, transfer agency fees and all other ordinary operating expenses not listed above.

(d) As of September 30, 2009.

Data As of December 31, 2011

PORTFOLIO COMPOSITION ⁸



INFORMATION

- 0% Software
- 0% Hardware
- 0% Media
- 13% Telecommunications

MANUFACTURING

- 15% Consumer Goods
- 24% Industrial Materials
- 7% Energy
- 4% Utilities

SERVICE

- 12% Health Care
- 10% Consumer Services
- 1% Business Services
- 15% Financial Services

TOP TEN HOLDINGS ⁸

Henkel Ag And Co. Kg	5.9%
Singapore Telecom Ltd Spon ADR	5.0%
Smith & Newpew Plc New Spon ADR	4.7%
Fresenius Med Care Ag ADR	4.5%
Wm Morrison Supermarkets	4.2%
Dbs Group Holdings Ltd ADR	4.0%
Shire Plc ADR	3.0%
Zurich Financial Services	2.7%
Hitachi Ltd ADR	2.7%
Oil Co Lukoil ADR	2.7%

Calendar Year Total Return (Class A Shares) ^{1,2}

2007	2008	2009	2010	2011
10.49%	-45.38%	33.88%	7.23%	-17.34%

	Symbol	Cusip
Class A	TPIAX	887432631
Class C	TPICX	887432623

1055 Maitland Center Commons
 Maitland, Florida 32751
www.timothyplan.com
 Fund Adviser: (800) 846-7526
 Shareholder Services: (800) 662-0201



Fund Sub-Adviser

Eagle Global Advisors ("Eagle") is owned by its employees. Eagle uses a team approach for the management of the International Fund, with each member of the team assuming responsibility for a geographic area of the globe and specific market sectors within that geographic area.

Objective

The Fund's objective is long-term growth of capital. The Fund seeks to achieve its objectives by investing in American Depository Receipts (ADRs) without regard to market capitalization. ADRs are receipts typically issued by a U.S. bank or trust company which evidence ownership of underlying securities issued by a foreign corporation.¹¹

Strategy

Without regard to market capitalization and placing little or no emphasis on dividend income, and after considering the moral screens, the International Fund invests in the ADRs of companies the manager believes will have both revenue and a high probability for superior growth that exceed the economy as a whole. The manager allocates investments across countries and regions, considering the size of the market in each country and region relative to the size of the international market as a whole. The Fund purchases ADRs whether they are "sponsored" (S-ADR) or "unsponsored" (U-ADR).¹² S-ADRs are issued jointly by the issuer of the underlying security and a depository. U-ADRs are issued without participation of the issuer of the deposited security. Holders of U-ADRs generally bear all the costs of such facilities.



Moral Screening

The Timothy Plan is committed to maintaining portfolios that only contain securities that are **not** actively contributing to the moral decline of our society. If you believe that one of our holdings is violating any of the following screens, please contact us:

- ABORTION
- PORNOGRAPHY
- ANTI-FAMILY ENTERTAINMENT
- ALTERNATIVE LIFESTYLES
- ALCOHOL, TOBACCO & GAMBLING



To the best of our knowledge, the Timothy Plan is the only Fund in existence that takes a **ZERO TOLERANCE** stand in moral screening!

Fund Details ¹

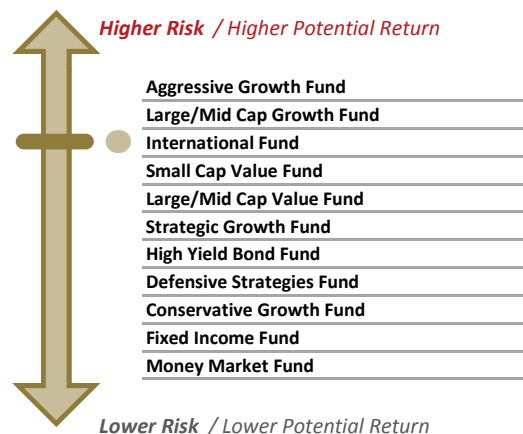
Management:	Eagle Global Advisors
Management Firm's Experience:	Since 1996
Management Firm's Assets:	\$3.2 bil
Firm's Inception with Timothy Plan:	5/3/2007

Investment Style:	Integrated ADR
Fund's Total Net Assets:	\$31.1 mil

Class A Inception Date:	5/3/2007
Class C Inception Date:	5/3/2007

Portfolio Characteristics ^{1,7,8,9}

	Class A	MSCI EAFE Index
Price/Earnings Ratio:	10.0 x	10.3 x
Average Market Cap. (wtd):	\$24.1 bil	\$42.5 bil
Price-to-Book:	1.9 x	1.2 x
5-Year EPS Growth Rate: ¹⁰	10.9 %	9.4 %



Please see the Fund Prospectus for a complete explanation of the risks, including capitalization, stock market, excluded securities, foreign securities and value (growth) investing risks, currency exchange rate risks, unstable government risks, unstable foreign taxation risks, and uncertainty of foreign accounting procedures risks.

Carefully consider the investment objectives, risks, charges and expenses before investing. A prospectus is available from the Fund or your financial professional that contains this and other more complete, important information. Please read it carefully before investing or sending money. The Timothy Plan is distributed by Timothy Partners, Ltd., Member FINRA (finra.org).

1 Data as of December 31, 2011

2 Past performance is no guarantee of future results. Share price, yield and investment returns fluctuate such that an investor's shares may be worth more or less than their original cost upon redemption.

3 This chart is for illustrative purposes only and does not represent past or future performance, or portfolio composition. This hypothetical \$10,000 investment in the Fund's Class A shares since inception assumes the reinvestment of dividends and capital gains. Performance for the Fund's other share class(es) would be different.

4 Cumulative.

5 Annualized.

6 Inception date represents commencement of the Timothy Plan's International Fund.

7 Morgan Stanley Capital International Europe, Australia and Far East (MSCI/EAFE) Index measures performance for a diverse range of developed country global stock markets. The database is approximately 1,500 stocks. These indexes are calculated in US dollars and in local currency, without dividends, with net dividends or with gross dividends reinvested.

8 Portfolio holdings are subject to change at any time. References to specific securities should not be construed as recommendations by the Fund or Timothy Partners, Ltd.

9 Sources include Sub-Adviser's estimate.

10 Since Fund's inception.

11 International funds, compared to domestic funds, have added risk from currency fluctuations, more rapid and extreme changes in value due to smaller market sizes, or from possible adverse political activities.

12 The depository of an unsponsored facility frequently is under no obligation to distribute shareholder communications received from the issuer of the deposited security or to pass through voting rights to the holders of such receipts in respect to the deposited securities. Therefore, there may not be a correlation between information concerning the issuer of the security and the market value of an U-ADR.