



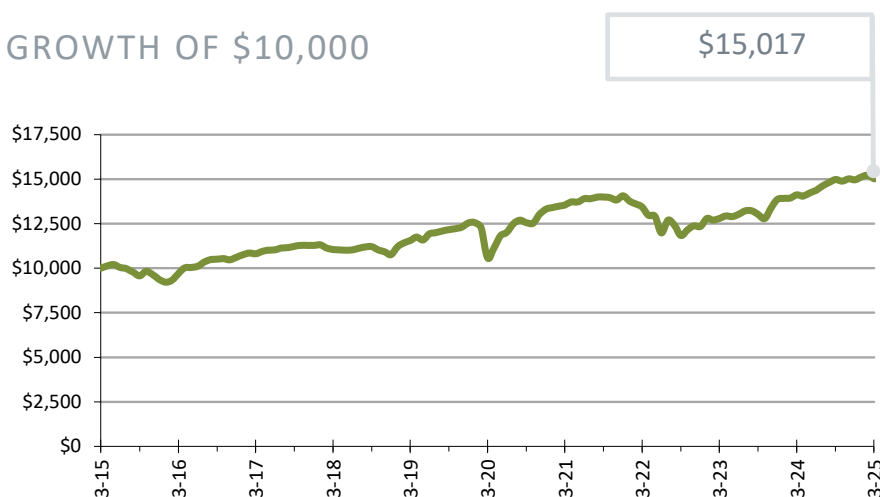
TIMOTHY PLAN

AS OF MARCH 31, 2025

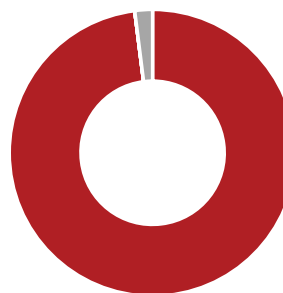
High Yield Bond

ACTIVELY MANAGED BRI | A: TPHAX C: TPHCX I: TPHIX

GROWTH OF \$10,000



SECTOR WEIGHTING



US GOVERNMENT

- 0% US Treasuries
- 0% TIPS
- 0% US Agency

MORTGAGE

- 0% Mortgage Pass-Thru
- 0% Mortgage CMO
- 0% Mortgage ARM

CREDIT

- 98% US Corporate
- 0% Asset-Backed
- 0% Convertible
- 0% Municipal
- 0% Corporate Inflation-Protected

MISCELLANEOUS

- 2% Cash Equivalents

	Inception	Average Annual Total Returns					
	Date	YTD	1-year	3-year	5-year	10-year	SI
Without sales charges							
Class A ¹	05/07/07	0.40%	6.39%	3.81%	7.27%	4.15%	4.61%
Class C ¹	05/07/07	0.12%	5.60%	3.07%	6.48%	3.38%	3.82%
Class I ²	08/01/13	0.35%	6.54%	4.07%	7.54%	4.41%	4.27%
ICE BofA U.S. BM Bond Index		2.79%	5.01%	0.55%	-0.40%	1.48%	
Bloomberg Index (see below)		1.19%	6.70%	4.58%	6.71%	4.82%	
With sales charges							
Class A ¹		-4.11%	1.65%	2.22%	6.28%	3.67%	4.28%
Class C ¹		-0.87%	4.60%	3.07%	6.48%	3.38%	3.82%

PAST PERFORMANCE DOES NOT GUARANTEE FUTURE RESULTS. Investment return and principal value of an investment will fluctuate; therefore, an investor's shares, when redeemed, may be worth more or less than their original cost. Current performance may be higher or lower than the performance data quoted. Visit timothyplan.com for the most recent month-end performance. It is not possible to invest directly in an index.

ICE BofA U.S. Broad Market Bond Index – Tracks a broad range of U.S. corporate bonds across various sectors, serving as a key benchmark for fixed-income investments.

Bloomberg US High Yield Ba/B 3% Bond Index – Tracks U.S. high-yield corporate bonds rated Ba/B, with a 3% issuer cap to limit concentration risk.

The illustration is based on a hypothetical \$10,000 investment in A Class shares. All results shown assume reinvestment of dividends and capital gains. The maximum sales load on Class A shares is 5.5%; the maximum CDSC on Class C shares is 1%; Class I shares are no load shares which are available exclusively through registered investment advisors or for institutional accounts.

BIBLICALLY RESPONSIBLE PORTFOLIOS.

PRO-LIFE, PURITY, FAMILY, BIBLICAL LIFESTYLE, LIBERTY, SOBRIETY, LONGEVITY, STEWARDSHIP



TOP TEN EQUITY HOLDINGS

Burford Capital Ltd.	1.9%
Aptiv PLC	1.8%
Mativ Holdings Inc.	1.7%
Ken Garff Automotive LLC	1.7%
Enviri Corp.	1.7%
Adient plc	1.7%
Howard Hughes Corp., The	1.5%
Interface, Inc.	1.5%
Air Lease Corp.	1.4%
PROG Holdings Inc.	1.4%

Portfolio holdings are subject to change at any time. References to specific securities should not be construed as recommendations by the Fund or Timothy Partners, Ltd.



High Yield Bond

ACTIVELY MANAGED BRI | A: TPHAX C: TPHCX I: TPHIX

Fund Sub-Advisor

Barrow, Hanley, Mewhinney & Strauss, Inc. (BHMS) was founded in 1979 as a registered investment advisor, and has provided investment advisory services to institutional and individual investors since that time. BHMS is a subsidiary of BrightSphere Investment Group, a publicly-held company traded on the New York Stock Exchange.

Objective

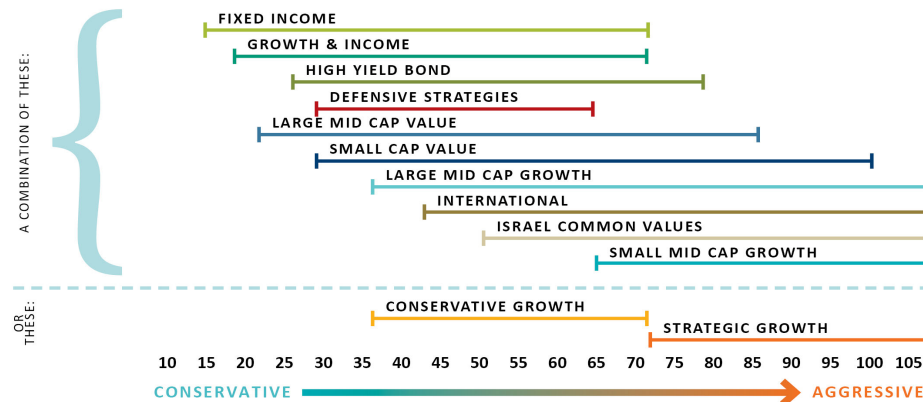
The investment objective of this Fund is to generate a high level of current income.

Strategy

- The Fund normally invests at least 80% of its total assets in a diversified portfolio of high yield fixed income securities. These include corporate bonds, convertible securities and preferred securities.
- The Investment Manager will generally purchase securities for the Fund that are not investment grade, meaning securities with a rating of "BB" or lower as rated by Standard & Poor's or a comparable rating by another nationally recognized rating agency. If the Investment Manager determines a non-rated security is comparable to a similar rated security, the Fund may invest in the non-rated security.

Fund Risk

The Fund invests in debt instruments which increase and decrease based on the prevailing interest rate movement, therefore the debt instruments will decline in value if the interest rates increase. There is also risk that the issuer will default and not make payments when due, resulting in a quality decline, and decline in value. High Yield Bonds are generally higher risk (below investment-grade issues) than the more conservative investment-grade issues, and the fund may invest in bonds that have not been rated. The fund may also invest in mortgage-back securities, which are subject to prepayment, and the risk that borrowers may default on their loans.



PLEASE SEE THE FUND PROSPECTUS FOR A COMPLETE EXPLANATION OF THE RISKS INVOLVED WITH EACH FUND. Risk chart is for illustrative purposes only.

Past performance does not guarantee future results. The performance data quoted represents past performance and current returns may be lower or higher. The investment return and principal value will fluctuate so that an investor's shares, when redeemed, may be worth more or less than the original cost. To obtain performance information current to the most recent month-end, please call the Fund at 800.846.7526.

BEFORE INVESTING, CAREFULLY CONSIDER THE FUND'S INVESTMENT OBJECTIVES, RISKS, CHARGES, AND EXPENSES OF THE INVESTMENT COMPANY. A PROSPECTUS IS AVAILABLE FROM THE FUND BY CALLING 800.846.7526, VISITING FUND.TIMOTHYPLAN.COM, OR YOUR FINANCIAL PROFESSIONAL THAT CONTAINS THIS AND OTHER MORE COMPLETE, IMPORTANT INFORMATION. PLEASE READ IT CAREFULLY BEFORE INVESTING OR SENDING MONEY.

Because the Timothy Plan Funds do not invest in excluded securities, the Funds may be riskier than other funds that invest in a broader array of securities. There are risks when a fund limits its investments to particular sized companies, and all companies are subject to market risk.

Investing involves risk, including the potential loss of principal. To read more about Timothy Plan and access fund information, including the prospectus, fact sheets, performance, and holdings for each fund, go online: mutual funds at mf.timothyplan.com. Mutual funds distributed by Timothy Partners, Ltd., member FINRA.

¹ The returns shown for periods prior to the share class inception date (including returns since inception, which are since fund inception) include the returns of the fund's oldest share class. These returns are adjusted to reflect any higher class-related operating expenses of the newer share classes, as applicable. For more information please visit fund.timothyplan.com.

² CLASS I SHARES can only be purchased through a Registered Investment Advisor or by an Institution for its own account. The Class I Share prospectus is available from the fund.

³ Numbers reflect the expense ratios disclosed in the Trust's most recent prospectus.

⁴ Advisor contracted fee waiver and/or expense reimbursement is renewable annually. The current waiver expires January 28, 2026.

⁵ A bond rating is a grade given to bonds that indicates their credit quality. Bond ratings are expressed as letters ranging from "AAA", which is the highest grade, down through "D", which is the lowest grade and indicates the bond is in default. Different rating services use the same letter grades, but use various combinations of upper- and lower-case letters and modifiers to differentiate themselves.

PORTFOLIO MANAGEMENT

Firm: Barrow, Hanley, Mewhinney & Strauss
Experience: Since 1979
Assets: \$51.8 bil
Inception with Timothy Plan: 05/07/07

MUTUAL FUND DETAILS

Investment Style: Lower than Investment Grade
Total Net Assets: \$206.2 mil

EXPENSES (%)³

	A	C	I ²
Gross	1.25%	2.00%	1.00%
Fee Waiver ⁴	-0.10%	-0.10%	-0.10%
Net	1.15%	1.90%	0.90%

CREDIT QUALITY⁵

AAA	2.5%	0-6 Years	80.8%
BBB	3.8%	6-10 Years	17.0%
BB	40.0%	Over 10 Years	2.2%
B	47.6%		
< Rated	6.1%		

MATURITY

CALENDAR YEAR RETURNS

(do not reflect front-end sales load)

	A	I ²
2024	7.96%	8.22%
2023	12.23%	12.64%
2022	-12.23%	-12.09%
2021	5.69%	6.05%
2020	6.12%	6.39%
2019	16.59%	16.89%
2018	-4.66%	-4.39%
2017	6.22%	6.37%
2016	13.36%	13.36%
2015	-3.41%	-3.16%